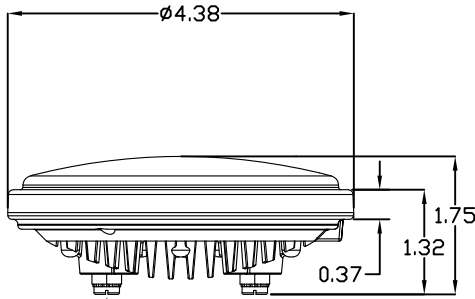
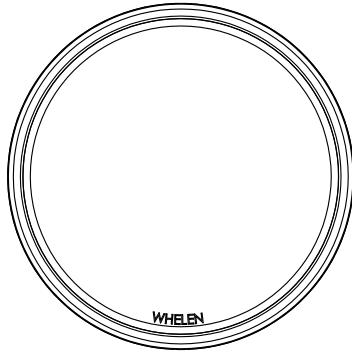
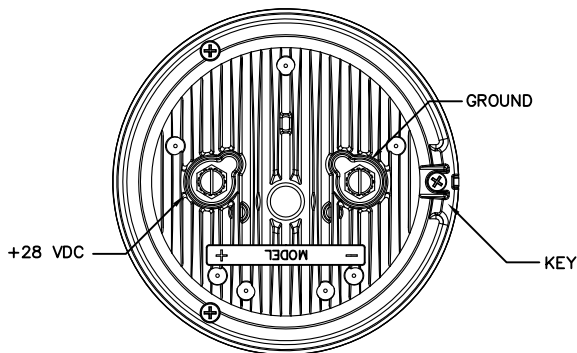


REV	ECN	DESCRIPTION	DATE



(2) #8-32 x 1/4 PH BRASS SCREW



NOTES:

- SPECIFICATIONS: (NOMINAL)
 OPERATING VOLTAGE: 28VDC
 CURRENT: .6 AMPS
 LIGHT OUTPUT COLOR: WHITE LED
 BEAM PATTERN: 10°VERT, 10°HORIZ (-20)
 10°VERT, 30°HORIZ (-25)
 10°VERT DOWN, 30°HORIZ (-40)
 LIGHT INTENSITY: 39,000 CANDELA (-20)
 12,000 CANDELA (-25)
 12,000 CANDELA (-40)
- MATERIAL:
 HOUSING/HEATSINK: ALUMINUM ALLOY, BLACK PAINT
 LENS: CLEAR POLYCARBONATE, HARDCOAT
- WEIGHT: .6 lbs
- UNIT DESIGNED TO MEET THE FOLLOWING ENVIRONMENTAL TEST REQUIREMENTS IN ACCORDANCE WITH RTCA/DO-160:
 TEMPERATURE/ALTITUDE: SECTION 4, CATEGORY F2
 TEMPERATURE VARIATION: SECTION 5, CATEGORY S2
 HUMIDITY: SECTION 6, CATEGORY C
 OPERATIONAL SHOCK: SECTION 7, CATEGORY B
 VIBRATION: SECTION 8, CATEGORY R, CURVES E, E1
 EXPLOSION PROOFNESS: SECTION 9, CATEGORY H
 WATERPROOFNESS: SECTION 10, CATEGORY W
 SAND AND DUST: SECTION 12, CATEGORY D
 MAGNETIC EFFECTS: SECTION 15, CATEGORY A
 POWER INPUT: SECTION 16, CATEGORY Z, CAT. A FOR 16.6.2.4
 VOLTAGE SPIKE: SECTION 17, CATEGORY A
 AUDIO FREQ. CONDUCTED SUSCEPT.: SECTION 18, CATEGORY Z
 RADIO FREQUENCY SUSCEPTIBILITY: SECTION 20, CATEGORY R/R
 EMISSIONS OF RADIO FREQUENCY ENERGY: SECTION 21, CATEGORY H
 ICING: SECTION 24, CATEGORY A
- TEST PER ATP: 05648

1			01-0271425-40	FINAL ASSY, MODEL 7142440
	1		01-0271425-25	FINAL ASSY, MODEL PLED2T
		1	01-0271425-20	FINAL ASSY, MODEL PLED2L
*			01-0771424-40	MODEL 7142440, PAR36, 10° DOWN, 28V
	*		01-0771424-25	MODEL PLED2T, PAR36 TAXI, 28V
		*	01-0771424-20	MODEL PLED2L, PAR36 LANDING, 28V
QTY.	ITEM		PART NUMBER	DESCRIPTION

THIS DRAWING IS PROPRIETARY TO THE WHELEN ENG. CO. INC. ANY REPRODUCTION, INCLUDING OR USE OF THIS DRAWING WITHOUT WRITTEN AUTHORIZATION FROM WHELEN ENG. CO. INC. IS PROHIBITED

WHELEN ROUTE 145
 CHESTER, CT 06412-0684
 ENGINEERING COMPANY INC. TELEPHONE (860)326-9504

MATERIAL		PAR36 LANDING/TAXI LIGHT 28 VDC			
FINISH					
TOLERANCE: UNLESS OTHERWISE SPECIFIED	DR. RPR	SCALE	DATE	RELEASE DATE	
ANGLES ±1/2°	.XX=±.03	1:1(C-SIZE)	11/12/09	3/4/10	
	.XXX=±.010	ENG. RPR	REV	ISSUE	SHEET OF
		APP. TMF	71424	-	- 1 2
© 2009 WHELEN ENG. CO. INC. CAGE CODE 10402					